

Youth and Young Adult Volunteers: How to Register your Red Cross Club

As a part of the new Red Cross Club Requirements, all Red Cross Clubs must register their Red Cross Club on Volunteer Connection.

Red Cross Clubs must register their Club at the beginning of each school year or when the Club is founded.

In addition, all Red Cross Club members 13 years of age or older, must register as a Red Cross volunteer in Volunteer Connection. Club members should maintain their personal profile in Volunteer Connection (including phone number, email and completed volunteer hours).

Note: Only one Club member needs to complete the Club Registration process. The Red Cross Club President or Secretary should be responsible for registering the Club.

Please review this guide before completing the registration process to ensure you have all the required information.

How to Register your Red Cross Club

Step 1: Log in to your Volunteer Connection profile

- <https://volunteerconnection.redcross.org>

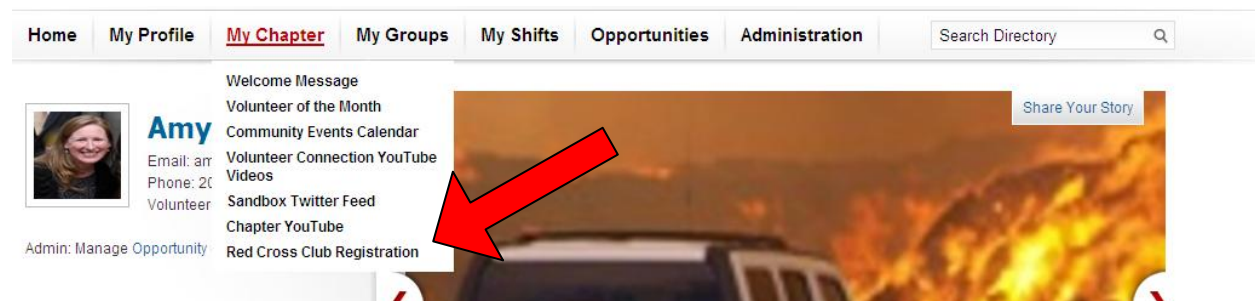


Volunteer Connection - Login Here

Username:
Password:
 Remember me next time I logon?
[Login](#) - OR - [Login with Facebook](#)
[Forgot your password? Click here.](#)

Step 2: Click on My Chapter

- Select "Red Cross Club Registration"



Step 3: Start the Club registration process.


- Click on “click here” to register.

Home My Profile My Chapter My Groups My Shifts Opportunities Administration Search Directory

Welcome Message
Volunteer of the Month
Community Events Calendar
Volunteer Connection YouTube Videos
Sandbox Twitter Feed
Chapter YouTube

Red Cross Club Registration

Please [click here](#) to register a new Red Cross Club.



Red Cross Club Registration

Step 4: Fill out the Club Registration Form.

- Make sure you have the required information to complete the form. All required fields are indicated with an asterisk (*).

Home My Profile My Chapter My Groups My Shifts Opportunities Administration Search Directory

Club Registration

Registration Type

* Club Name

* Club Type

* School Name

* School Phone

* Address

Student Organization Mailbox Number

* School City

* School State

* School Zip Code

* Club Description

* Club Constitution

* Approximate Number of Red Cross Club Members

* Day and Time of Meeting hh:mm

Sponsor / Advisor Contact

| | |
|----------------------|---------------------------|
| * Name | * Title / School Position |
| <input type="text"/> | <input type="text"/> |
| * Email Address | * Phone Number |
| <input type="text"/> | <input type="text"/> |

Red Cross Unit Contact

| | |
|----------------------|----------------------|
| * Name | * Title |
| <input type="text"/> | <input type="text"/> |
| * Email Address | * Phone Number |
| <input type="text"/> | <input type="text"/> |

Social Integration

| | |
|----------------------|----------------------|
| Website | Facebook Group |
| <input type="text"/> | <input type="text"/> |


Current Leadership

Each Club officer and Club member MUST complete and submit a "Volunteer Application" form to participate in Red Cross Club activities and events.
Each Club must have at least 4 members in order to register as a new Club.


President

| | | | |
|----------------------|----------------------|----------------------|--|
| * Name | * Phone Number | * Email Address | * Grade |
| <input type="text"/> | <input type="text"/> | <input type="text"/> | Select ...  |

Vice President

| | | | |
|----------------------|----------------------|----------------------|--|
| * Name | * Phone Number | * Email Address | * Grade |
| <input type="text"/> | <input type="text"/> | <input type="text"/> | Select ...  |

Secretary

| | | | |
|----------------------|----------------------|----------------------|--|
| * Name | * Phone Number | * Email Address | * Grade |
| <input type="text"/> | <input type="text"/> | <input type="text"/> | Select ...  |

Members

| | | | |
|----------------------|----------------------|----------------------|--|
| * Name | * Phone Number | * Email Address | * Grade |
| <input type="text"/> | <input type="text"/> | <input type="text"/> | Select ...  |

[Add Additional Club Member](#)

[Go Back](#) [Submit Application](#)

Step 5: You are all done! Your form will be sent the Red Cross Club Administrator for review. They will notify the Club President and/or submitter when your Club has been approved.